

BALANCE SHEET

Company name:

MARINA CAPE MANAGEMENT EOOD

Bulstat

175158218

Type of statement: consolidated/non-consolidated:

non-consolidated

Reporting period:

01.01.2012-30.09.2012


(thousand BGN)

ASSETS	Code	Current period	Previous period	LIABILITIES	Code	Current period	Previous period
	6				6		
A. NON-CURRENT ASSETS				A. SHAREHOLDERS' EQUITY			
1. Property, plant and equipment				I. Share capital			
1. Land	1-0011			Issued and outstanding shares	1-0411	5	5
2. Buildings	1-0012	507	525	Ordinary shares	1-0411-1	5	5
3. Machinery and equipment	1-0013	55	113	Preferred shares	1-0411-2		
4. Facilities	1-0014			Treasury ordinary shares	1-0417		
5. Vehicles	1-0015	210	233	Treasury preferred shares	1-0417-1		
6. Office fittings	1-0017-1	59	40	Unpaid capital	1-0416		
7. Assets under construction	1-0018			Total share capital	1-0410	5	5
8. Other	1-0017	46	65	II. Reserves			
Total property, plant and equipment	1-0010	877	976	1. Issue premiums	1-0421		
II. Investment property	1-0041			2. Revaluation reserve	1-0422		
III. Farm animals	1-0016			3. Reserves incl.:	1-0423	0	0
IV. Intangible assets				general reserves	1-0424		
1. Rights of ownership	1-0021			special reserves	1-0425		
2. Software	1-0022	11	14	other reserves	1-0426		
3. R&D expenses	1-0023			Total reserves	1-0420	0	0
4. Other intangible assets	1-0024			III. Retained earnings			
Total intangible assets	1-0020	11	14	1. Retained earnings from previous periods	1-0451	-461	-326
V. Goodwill				undistributed profit	1-0452	472	472
1. Positive goodwill	1-0051			loss not covered	1-0453	-933	-798
2. Negative goodwill	1-0052			one-time effect from changes in accounting policy	1-0451-1		
Total goodwill	1-0050	0	0	2. Current year profit	1-0454		
VI. Financial assets				3. Current year loss	1-0455	-102	-135
1. Share participations in:	1-0031	10	10	Total retained earnings	1-0450	-562	-461
subsidary companies	1-0032	10	10				
joint ventures	1-0033			TOTAL SHAREHOLDERS' EQUITY	1-0400	-558	-456
associated companies	1-0034						
other companies	1-0035			B. MINORITY SHAREHOLDINGS	1-0400-1		
2. Long-term investment securities held to maturity	1-0042	0	0				
treasury bonds	1-0042-1			C. LONG-TERM LIABILITIES			
bonds	1-0042-2			I. Long-term debt			
incl. municipality bonds	1-0042-3			1. Due to related parties	1-0511		
other	1-0042-4			2. Due to financial institutions	1-0512	100	100
3. Other financial assets	1-0042-5			3. Due under ZUNK	1-0512-1		
Total long-term financial assets	1-0040	10	10	4. Trade loans	1-0514		
VII. Long-term trade and other receivables from:				5. Bonds	1-0515		
1. Related parties	1-0044			6. Other long-term liabilities	1-0517	1095	855
2. Trade loans	1-0045			Total long-term debt	1-0510	1195	955
3. Financial lease receivables	1-0046-1			II. Other long-term liabilities	1-0510-1		
4. Other long-term receivables	1-0046			III. Deferred revenues	1-0520		
Total long-term trade and other receivables	1-0040-1	0	0	IV. Liabilities on deferred taxes	1-0516		
VIII. Deferred expenses	1-0060			V. Financing	1-0520-1		
IX. Assets on deferred tax payments	1-0060-1	18	18	TOTAL LONG-TERM LIABILITIES	1-0500	1195	955
TOTAL NON-CURRENT ASSETS	1-0100	916	1018				
B. CURRENT ASSETS				D. SHORT-TERM LIABILITIES			
I. Inventory				I. Trade and other payables			
1. Materials	1-0071	575	483	1. Short-term borrowings	1-0612		
2. Finished goods	1-0072			2. Short-term part of long-term loans	1-0310-2		
3. Goods for resale	1-0073	243	249	3. Short-term payables	1-0630	2482	2602
4. Work in progress	1-0076			related parties payables	1-0611	1077	1457
5. Farm animals	1-0074			trade loans	1-0614		
6. Other materials	1-0077			trade accounts payables	1-0613	314	267
Total inventory	1-0070	818	732	advances payments	1-0613-1	333	236
II. Receivables				salaries payable	1-0615	489	414
1. Related parties receivables	1-0081	406	608	social security payable	1-0616	149	157
2. Trade accounts receivables	1-0082	281	55	tax payable	1-0617	120	71
3. Advance payments	1-0086-1			4. Other	1-0618	161	162
4. Trade loans	1-0083			5. Provisions	1-0619		
5. Court receivables	1-0084			Total trade and other payables	1-0610	2643	2764
6. Recoverable taxes	1-0085	15	15	III. Deferred revenues	1-0610-1		
7. Personnel receivables	1-0086-2	1		IV. Financing	1-0700		
8. Other receivables	1-0086	11	11	TOTAL SHORT-TERM LIABILITIES	1-0750	2643	2764
Total receivables	1-0080	714	689				
III. Financial assets				TOTAL CURRENT ASSETS	1-0200	2364	2245
1. Financial assets held for trading	1-0093	0	0				
bonds	1-0093-1			TOTAL ASSETS	1-0300	3280	3263
derivatives	1-0093-2						
other	1-0093-3						
2. Financial assets declared for sale	1-0093-4						
3. Other current financial assets	1-0095						
Total current financial assets	1-0090	0	0				
IV. Cash and cash equivalents							
1. Cash	1-0151	802	799				
2. Cash in banks	1-0153	30	25				
3. Restricted cash	1-0155						
4. Cash equivalents	1-0157		0				
Total cash and cash equivalents	1-0150	832	824				
V. Deferred expenses	1-0160						
TOTAL CURRENT ASSETS	1-0200	2364	2245				
TOTAL ASSETS	1-0300	3280	3263	TOTAL LIABILITIES	1-0800	3280	3263

Date: 26.10.2012

Accountant: Orlina Andri AD

Manager: Vesselin Terziev



INCOME STATEMENT

Company name:

MARINA CAPE MANAGEMENT FOOD

Bulstat

175158218

Type of statement: consolidated/non-consolidated:

non-consolidated

Reporting period:

01.01.2012-30.09.2012

EXPENSES		Code	Current period	Previous period	REVENUES	Code	Current period	Previous period
a		6	1	2	a	6	1	2
A. Expenditures					A. Revenues			
I. Operating expenses					I. Net revenues from the sale of:			
1. Materials		2-1120	379	392	1. Finished goods	2-1551	328	268
2. External services		2-1130	267	284	2. Goods for sale	2-1552	197	115
3. Depreciation		2-1160	140		3. Services	2-1560	873	1071
4. Salaries		2-1140	279	308	4. Other	2-1556	86	123
5. Social security		2-1150	50	55	Total net revenues from sale			
6. Net book value of assets sold (finished goods excluded)		2-1010	155	76		2-1610	1484	1577
7. Assets under construction and write off of assets		2-1030	151	175	II. Revenues from financing for fixed assets			
8. Other expenses		2-1170	118	154	incl. government grants	2-1620		
incl. impairment of assets		2-1171	49	52		2-1621		
incl. provisions		2-1172			III. Financial income			
Total operating expenses:		2-1100	1 539	1 444	1. Interest revenue	2-1710		
II. Financial expenses					2. Dividend income	2-1721		
1. Interest expenses		2-1210	31	20	3. Gains from operations with financial assets and instruments	2-1730		
2. Losses from operations with financial assets and instruments		2-1220			4. Gains from foreign exchange operations	2-1740		4
3. Losses from foreign exchange operations		2-1230	1	1	5. Other financial income	2-1745		
4. Other financial expenses		2-1240	18	18	Total financial income			
Total financial expenses:		2-1200	50	39		2-1700	0	4
B. Total operating expenses		2-1300	1 589	1 483	B. Total revenues before extraordinary activities			
C. Profit/(loss) from operations		2-1310	0	98	C. Operating loss			
III. Share in the profit of associated and joint companies		2-1250-1			IV. Share in the loss of associated and joint companies			
IV. Extraordinary costs		2-1250			V. Extraordinary revenues			
D. Total expenses		2-1350	1 589	1 483	D. Total revenues	2-1750	3	7
E. Profit before tax		2-1400	0	105	E. Loss before taxes	2-1800	1 487	1 588
V. Tax expense		2-1450	0	0				
1. Corporate profit tax		2-1451						
2. Expenses/(gains) on deferred corporate taxes		2-1452						
3. Other taxes		2-1453						
F. Profit after taxes		2-0454	0	105	F. Loss after taxes			
						2-0455	102	0


(thousand BGN)

incl. from minority shareholding	2-0454-1					
G. Net profit	2-0454-2	0	105			0
Total	2-1500	1 589	1 588	Total	2-1900	1 588
						102

Date: 26.10.2012

Accountant: Optima Audit AD

Manager: Vesselin Terziev



CASH FLOW STATEMENT - DIRECT METHOD

Company name:

MARINA CAPE
MANAGEMENT
EOOD
non-consolidated

Bulstat


175158218

Type of statement: consolidated/non-consolidated

Reporting period: 01.01.2012-30.09.2012

(thousand BGN)

CASH FLOW	Code	Current period	Previous period
A. Cash flow from operating activities			
1. Cash receipts from customers	3-2201	1859	2230
2. Cash paid to suppliers	3-2201-1	-1746	-2009
3. Payments/income related to financial assets	3-2202		
4. Cash paid to employees and social security	3-2203	-236	
5. Paid/refunded taxes except corporate tax/	3-2206	-58	-80
6. Corporate tax paid	3-2206-1		
7. Interest received	3-2204		
8. Interest and bank charges paid on short-term loans	3-2204-1	-49	-28
9. Foreign currency exchange gains/losses net	3-2205	-1	-1
10. Other proceeds/payments from operational activity	3-2208	184	316
Net cash flow from operational activities (A):	3-2200	-47	428
B. Cash flow from investing activity			
1. Purchase of fixed assets	3-2301		
2. Sale of fixed assets	3-2301-1		
3. Loans granted	3-2302		
4. Proceeds from loans	3-2302-1		
5. Interest received on granted loans	3-2302-2		
6. Purchase of investments	3-2302-3		
7. Sale of investments	3-2302-4		
8. Dividends received	3-2303		
9. Foreign currency exchange gains/losses net	3-2305		
10. Other proceeds/payments from investing activity	3-2306		
Net cash flow from investing activities (B):	3-2300	0	0
C. Cash flow from financing activities			
1. Proceeds on securities issued	3-2401		
2. Payments on securities buy-back	3-2401-1		
3. Proceeds on loans	3-2403	82	668
4. Payments of loans	3-2403-1	-27	-697
5. Payments on leasing contracts	3-2405		
6. Paid interest, charges and commissions on investment loans	3-2404		
7. Dividends paid	3-2404-1		
8. Other proceeds/payments on financing activities	3-2407		
Net cash flow from financing activities (C):	3-2400	55	-29
D. Net decrease/increase in cash and cash equivalents (A+B+C):	3-2500	8	399
E. Cash and cash equivalents as of the beginning of the period	3-2600	824	392
F. Cash and cash equivalents as of the end of the period	3-2700	832	791
cash and bank deposits	3-2700-1	832	791
restricted cash	3-2700-2		



Date: 26.10.2012

Accountant: Optima Audit Office

Manager: Veselina Terzieva

CHANGES IN SHAREHOLDERS' EQUITY STATEMENT

MARINA CAPE MANAGEMENT FOOD

Bulstat

175158218

Company name:

non-consolidated

(thousand BGN)

01.01.2012-30.09.2012

Reporting period:


INDEXES	Code	Share capital	Reserves						Retained earnings		Reserve from transfers	Total shareholders' equity	Minority shareholdings
			Issue premiums	Revaluation reserve	Reserves including:			profit	loss				
					general	special	other						
a		1	2	3	4	5	6	7	8	9	10	11	
Code		1-0410	1-0410	1-0422	1-0424	1-0425	1-0426	1-0452	1-0453	4-0426-1	1-0400	1-0400-1	
Balance-beginning of reporting period	4-01	5	0	0	0	0	0	472	-933		-456	0	
Changes in initial balances due to:	4-15	0	0	0	0	0	0	0	0	0	0	0	
Effect from changes in accounting policy	4-15-1												
Fundamental mistakes	4-15-2												
Corrected balance - beginning of reporting period	4-01-1	5	0	0	0	0	0	472	-933	0	-456	0	
Net profit/loss	4-05							0	-102		-102		
1. Distributed profit for:	4-06	0	0	0	0	0	0	0	0	0	0	0	
dividends	4-07												
other	4-07-1												
2. Loss coverage	4-08												
3. Revaluation of non-current tangible and intangible assets, incl.:	4-09	0	0	0	0	0	0	0	0	0	0	0	
increase	4-10												
decrease	4-11												
4. Revaluation of financial assets and instruments, incl.:	4-12	0	0	0	0	0	0	0	0	0	0	0	
increase	4-13												
decrease	4-14												
5. Deferred tax effect	4-16-1												
6. Other changes	4-16												
Balance - end of reporting period	4-17	5	0	0	0	0	0	472	-1 035	0	-558	0	
7. Changes from transfers of annual financial reports of companies abroad	4-18										0		
8. Changes from revaluation of financial reports in case of hyper inflation	4-19										0		
Shareholders' equity - as of end of reporting period	4-20	5						472	-1 035	0	-558	0	

Accountant: Optima Audit AD
 Manager: Vesselin Torzhev

Date: 26.10.2012

INDEXES	Code	Reported value of non-current assets						Revaluation		Depreciation				Revaluation		Balance as value for the current period (7-14)	
		beginning of period	purchased during the period	written-off during the period	end of period	increase	decrease	beginning of period	end of period	estimated during period	written-off during period	end of period	increase	decrease	Revaluated as value for the end of period (11+12-13)		
																	1
a																	
I.	Property, plant and equipment																
1.	Land																
2.	Buildings	570			570		0										0
3.	Machinery and equipment	333			337		4			18							63
4.	Facilities									62							282
5.	Vehicles	527			534		7			30							0
6.	Office fittings	64			90		26			7							31
7.	Assets under construction																31
8.	Other	173			173					19							0
	Total property, plant and equipment	1667	37	0	1704	0	0	0	0	136	0	0	0	0	0	0	127
II.	Investment property																46
III.	Farm animals																877
IV.	Intangible assets																0
1.	Rights of ownership																0
2.	Software	49			50					4							0
3.	R&D expenses																39
4.	Other intangible assets																0
	Total intangible assets	49	1	0	50	0	0	0	0	4	0	0	0	0	0	0	39
V.	Financial assets (excl. of long-term receivables)																11
1.	Share participations in:																
	subsidary companies	10	0	0	10	0	0	0	0	0	0	0	0	0	0	0	0
	joint ventures	10			10												0
	associated companies																0
	other companies																0
2.	Long-term investment securities held to maturity																0
	treasury bonds	0	0	0	0	0	0	0	0	0	0	0	0	0	0	0	0
	bonds incl.																0
	municipality bonds																0
	Other																0
	Other financial assets																0
	Total financial assets	10	0	0	10	0	0	0	0	0	0	0	0	0	0	0	0
VI.	Goodwill																0
	Total (I+ II+ III+ IV+V+VI)	1726	38	0	1764	0	0	0	0	140	0	0	0	0	0	0	866
																	898

Note: Companies that own non-current tangible assets abroad present a separate statement for each foreign country



Accountant: Optima Audit AD
Manager: Vesselin Terziev

Date: 26.10.2012

RECEIVABLES, PAYABLES AND PROVISIONS STATEMENT

Company name: **MARINA CAPE MANAGEMENT EOOD**
01.01.2012-30.09.2012

175158218

A. RECEIVABLES

(thousand BGN)

INDEXES	Code	Receivables amount	Liquidity	
			up to 1 year	over 1 year
a	b	1	2	3
I. Unpaid capital	6-2010			0
II. Long-term trade and other receivables				
1. Related parties receivables, incl.:	6-2021	0	0	0
- loans	6-2022			0
- sale of assets and services	6-2241			0
- other	6-2023			0
2. Trade loans	6-2024			0
3. Other receivables, incl.:	6-2026	0	0	0
- financial lease	6-2027			0
- other	6-2029			0
<i>Total long-term trade and other receivables</i>	6-2020	0	0	0
III. Tax assets				0
Assets on deferred taxes	6-2030	18		18
IV. Short-term trade and other receivables				
1. Related parties receivables, incl.:	6-2031	406	406	0
- loans	6-2032			0
- sales	6-2033	406	406	0
- other	6-2034			0
2. Trade accounts receivable	6-2035	281	281	0
3. Advance payments	6-2036			0
4. Trade loans	6-2037			0
5. Court receivables	6-2039			0
6. Adjudged receivables	6-2040			0
7. Taxes to be refunded, incl.:	6-2041	15	15	0
- corporate tax	6-2043	15	15	0
- VAT	6-2044			0
- refundable tax temporary differences	6-2045			0
- other taxes	6-2046			0
8. Other receivables, incl.:	6-2047	12	12	0
- personnel receivables	6-2048			0
- social security receivables	6-2049			0
- claims receivables	6-2050			0
- other	6-2051	12	12	0
<i>Total short-term trade and other receivables</i>	6-2060	714	714	0
TOTAL RECEIVABLES (I+II+III+IV):	6-2070	732	714	18

B. PAYABLES

(thousand BGN)

INDEXES	Code	Amount of payables	Aging		Collateral value
			up to 1 year	over 1 year	
a	b	1	2	3	4
I. Long-term debt					
1. Due to related parties, incl.:	6-2111	0	0	0	0
- loans	6-2112			0	0
- assets and services supplies	6-2113			0	0
- other	6-2244			0	0
2. Due to financial institutions, incl.:	6-2114	100	0	100	0
- banks, incl.:	6-2115	100		100	
- overdue	6-2116			0	
- financial institutions, incl.:	6-2114-1			0	
- overdue	6-2114-2			0	
3. ZUNK bonds	6-2123-1			0	
4. Trade loans	6-2118			0	
5. Bonds	6-2120			0	
6. Other long-term debts, incl.:	6-2123	1095		1095	
- financial lease	6-2124			0	
<i>Total long-term debt</i>	6-2130	1195	0	1195	0
II. Tax liabilities					
Liabilities on deferred taxes	6-2122			0	
III. Trade and other payables					

1. Related parties payables, incl.:	6-2141	1077	1077	0	0
- assets and services supplied	6-2142	1077	1077	0	0
- dividends	6-2143			0	0
- other	6-2143-1			0	0
2. Short-term borrowings, incl.:	6-2144	0	0	0	0
- banks, incl.:	6-2145			0	0
- overdue	6-2146			0	0
- financial institutions, incl.:	6-2144-1			0	0
- overdue	6-2144-2			0	0
3. Short-term part of long-term loans	6-2161-1	0	0	0	0
- ZUNK	6-2161-2			0	0
- bonds	6-2161-3			0	0
- long-term loans	6-2161-4			0	0
- other	6-2161-5			0	0
4. Short-term payables	6-2148	1405	1405	0	0
Trade loans	6-2147			0	0
Trade accounts payable	6-2149	314	314	0	0
Advance payments	6-2150	333	333	0	0
Salaries payable	6-2151	489	489	0	0
Taxes payable, incl.:	6-2152	120	120	0	0
- corporate tax	6-2154			0	0
- VAT	6-2155	64	64	0	0
- other taxes	6-2156	56	56	0	0
Social security payable	6-2157	149	149	0	0
5. Other	6-2161	161	161	0	0
<i>Total trade and other payables</i>	<i>6-2170</i>	<i>2643</i>	<i>2643</i>	<i>0</i>	<i>0</i>
TOTAL PAYABLES	6-2180	3838	2643	1195	0

C. PROVISIONS

(thousand BGN)

INDEXES	Code	In the beginning of the year	Increase	Reduction	In the end of the reporting period
a	б	1	2	3	4
1. Provisions for legal payables	6-2210				0
2. Provisions for constructive payables	6-2220				0
3. Other provisions	6-2230				0
Total (1+2+3):	6-2240	0	0	0	0


Note:

Receivables and payables from and to a foreign country are to be reported in a separate statement for each country

Date: 26.10.2012

Accountant: Optima Audit AD

Manager: Vesselin Terziev



SECURITIES

MARINA CAPE MANAGEMENT EOOD

Bulstat

175158218

Company name:

Reporting period:

01.01.2012-30.09.2012

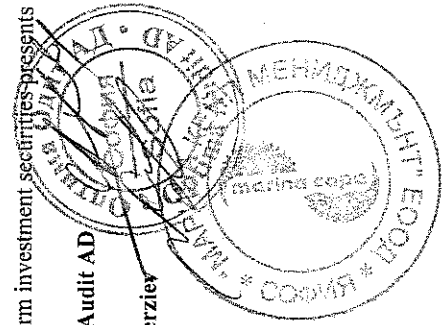
INDEXES	Code	Type and number of securities			reported value	Securities value		revaluation (4+5-6)
		ordinary	privileged	convertible		increase	decrease	
a	b	1	2	3	4	5	6	7
I. Non-current financial assets in securities								
1. Shares	7-3031							
2. Bond, incl.: municipality bonds	7-3035							
3. Treasury bonds	7-3035-1							
4. Other	7-3036							
	7-3039							
Total non-current financial assets in securities: 7-3040								
II. Current financial assets in securities								
1. Shares	7-3001							
2. Own shares repurchased	7-3005							
3. Bonds	7-3006							
4. Own bonds repurchased	7-3007							
5. Treasury bonds	7-3008							
6. Derivatives and other financial instruments	7-3010-1							
7. Other	7-3010							
Total current financial assets in securities:								
	7-3020	0	0	0	0	0	0	0

Note: A company that owns short-term and long-term investment securities presents a separate statement for each country

Date: 26.10.2012

Accountant: Optima Audit AD

Manager: Vesselin Terziev



13					0
14					0
15					0
	Total	84011	0	0	0
IV. Investments in other companies					
1					0
2					0
3					0
4					0
5					0
6					0
7					0
8					0
9					0
10					0
11					0
12					0
13					0
14					0
15					0
	Total	8-4016	0	0	0
Total in the country (I+II+III+IV):					
		8-4025	10	0	10
E. ABROAD					
I. Investments in subsidiaries					
1					
2					
3					
4					
5					
6					
7					
8					
9					
10					
11					
12					
13					
14					
15					
	Total	8-4030	0	0	0
II. Investments in joint ventures					
1					0
2					0
3					0
4					0
5					0
6					0
7					0
8					0
9					0
10					0
11					0
12					0
13					0
14					0
15					0
	Total	8-4035	0	0	0
III. Investments in associated companies					
1					0
2					0

3					0
4					0
5					0
6					0
7					0
8					0
9					0
10					0
11					0
12					0
13					0
14					0
15					0
	Total	8-4040	0	0	0
IV. Investments in other companies					
1					0
2					0
3					0
4					0
5					0
6					0
7					0
8					0
9					0
10					0
11					0
12					0
13					0
14					0
15					0
	Total	8-4045	0	0	0
Total for abroad (I+II+III+IV):		8-4050	0	0	0

Date: 26.10.2012

Accountant: Optima Audit AD

Manager: Vesselin Terziev

